

Unit #6:

MY STATE: KANSAS

essential skills and content

Overview

Students will explain reasons for living in Kansas. Students will recognize historical figures in Kansas and how they have impacted our society. Students will recognize that Kansas has a Constitution that protects the rights of its citizens. Students will identify political offices in Kansas and some of the people who hold those positions and how those leaders influence their lives. Students will compare Johnson County to other counties in Kansas.

Essential Questions

- Why do people choose to live in Kansas?
- Who are historical figures in Kansas and in what ways have they impacted our society?
- How does the Kansas Constitution protect the rights of the citizens of Kansas?
- Who are the political leaders in Kansas and how can they influence the lives of citizens who live there?
- How does the geography of Johnson County compare to other counties in Kansas?

Skills/Content

Skills:

- Describe qualities that make Kansas unique and explain why people would choose to live in Kansas.
- Explain how historical figures in Kansas have impacted our society.
- Analyze the Bill of Rights of the Kansas Constitution and explain how it protects the rights of the citizens of Kansas.
- Identify current political leaders in the state of Kansas.
- Identify the roles and responsibilities of major political offices in the Kansas government and how they affect the lives of people who live in Kansas.
- Analyze the geography of Johnson County and compare it to other counties in Kansas.

Learning Targets:

- I can describe the geography, landmarks, economy, history, and culture of Kansas.(K)
- I can explain why people would choose to live in Kansas. (R)
- I can recognize and evaluate the contributions of historical Kansans and how they impacted our society (i.e. Amelia Earhart, Langston Hughes, William Allen White, Dwight Eisenhower).(R)
- I can understand the rights provided by the Kansas Constitution. (K)
- I can recognize major political offices and important leaders in the Kansas government (i.e. Governor, Supreme Court, Legislative Branch) and the roles that they serve in the state. (K)
- I can analyze how the Kansas government influences the lives of people who live in Kansas. (R)
- I can compare and contrast the geography of Johnson County with other counties in Kansas (i.e. Sedgwick, Riley). (P)



Grade: 4





Unit: 6: My State: Kansas

Lesson Title: Famous Kansans

Essential Question: Who are historical figures in Kansas and in what way have they impacted our society? The student will recognize and evaluate significant beliefs, contributions, and ideas of the many diverse peoples and groups and their impact on individuals, communities, states, and nations.

Learning Target: I can explore different famous Kansans and recognize their contribution or impact to society.

Materials Needed: Computer/ipads 1 per 2 person team
 Library books
 Famous Kansans list (edit as needed)
 Famous Kansans Rubric

Instructional Framework	Instructional Activity
	<p>Show famous Kansans video. https://www.youtube.com/watch?v=8WWy5wHH12U</p> <p>Have students verbally share famous Kansans that they saw in the video or ones that they know outside of the video.</p>
	<p>Present students with attached list of famous Kansans. Show rubric of activity. They will partner up and pick 1 famous Kansan to research and present to the class. They may use library books and websites to research information on their famous person. One good website for research is www.Kidrex.com</p> <p><u>Rubric</u></p>
	<p>Students will create a finished product to explain how their famous Kansan contributed to Kansas. These products could be a poster, PowerPoint presentation, pages for a book, etc.</p>
	<p>Students will present their findings to the class. Teacher will score based off the attached rubric.</p>



Famous Kansans

Arts and literature

Artists

- Mort Walker (born 1923), cartoonist, creator of Beetle Bailey and Hi and Lois comic strips, El Dorado, Kansas

Authors

- Langston Hughes (1902–1967), author and poet, Lawrence, Kansas
- Bill Martin, Jr. (1916–2004), children's author, Hiawatha, Kansas

Dance

- Clark Tippet (1954–1992), ballet, Parsons, Kansas

Musicians

- Charlie Parker (1920–1955), musician, Kansas City, Kansas

Athletics

Athletes

- Matt Besler (born 1987), professional soccer player, Overland Park, Kansas
- Clint Bowyer (born 1979), NASCAR driver, Emporia, Kansas
- George Brett (born 1953), baseball Hall of Famer, Mission Hills, Kansas
- Maurice Greene (born 1974), track and field athlete (world and Olympic champion), Kansas City, Kansas
- Laurie Koehn (born 1982), WNBA player, Moundridge, Kansas
- Danny Manning (born 1966), NBA basketball player, Lawrence, Kansas
- Nicole Ohlde (born 1982), WNBA player, Clay Center, Kansas
- Tom Watson (born 1949), golfer, member of World Golf Hall of Fame, Stilwell, Kansas

Coaches

- James Naismith (1861–1939), the inventor of basketball, then the basketball coach, then the athletic director, and a faculty member at the University of Kansas



Aviators and astronauts

- Amelia Earhart (1897–1937), aviator, Atchison, Kansas

Businesspeople and inventors

- Dan and Frank Carney (Dan born 1931, Frank born 1938), founders of Pizza Hut, Wichita, Kansas
- Walter Chrysler (1875–1940), founder of Chrysler Corporation, Wamego, Kansas
- David Dillon (born 1951), former CEO of Kroger, Hutchinson, Kansas
- Russell Stover (1888–1954), founder of Russell Stover Candies, Alton, Kansas

Film, stage and television

Actors and performers

- Eric Stonestreet (born 1971), actor, Kansas City, Kansas
- Jason Sudeikis (born 1975), actor Overland Park, Kansas

Public figures

Journalists

- William Allen White (1868–1944), author and newspaper editor, Emporia, Kansas

Politics and law

- Bob Dole (born 1923), Senator, 1996 presidential candidate, Russell, Kansas
- Dwight Eisenhower (1890–1969), 34th President of the United States, Allied commander in World War II, raised in Abilene, Kansas
- Nancy Kassebaum Baker (born 1932), Senator, Topeka, Kansas

Scientists and programmers

- George Washington Carver (1864–1943), botanist and chemist, Minneapolis, Kansas

Famous Kansas Project

Name: _____

Our Famous Kansan: _____

What he or she is known for: _____

Group Members:

	5 Points	3 Points	1 Point	
Rubric Component:	Exceptional Work	Average	Needs Improvement	Points Earned:
Cooperation	The student was respectful at all times and worked collaboratively with all group members.	The student was respectful some of the time and worked collaboratively with some group members.	The student had difficulty being respectful and cooperating with group members.	
Effort - Contribution to the Group	The student gave his or her best effort and contributed ideas to the group.	The student applied himself or herself some of the time and contributed minimal ideas to the group.	The student did not contribute ideas and put forth any effort developing this project.	
Sources Cited	The students included all of the resources by listing the sources cited. Students included a book and online resource.	The students included some of the resources. Students included a book and online resource, but some resources are missing.	The students did not create a "Sources Cited" page to give credit to the sources that were used in the research project.	
Presentation	Audience can understand the presentation and students spoke with an appropriate volume.	It is difficult for the audience to hear the information being presented.	The audience cannot understand the presentation.	
Overall Quality of Project	The project has exceptional quality of work and recognizes the contributions of a historical Kansan and how he/she impacted our society.	The project has average quality of work and recognizes the contributions of a historical Kansan and how he/she impacted our society.	The project needs improvement	








Grade: Fourth Grade
 Unit: Kansas

Lesson Title: Kansas Geography

Learning Target: I can describe the geography of Kansas.

Materials Needed: Google Earth, ReadKansas! Cards P-15 and I-2 (www.kshs.org)

Instructional Framework	Instructional Activity
	Compare Dodge City, Kansas and Overland Park, Kansas on Google Earth. Discuss as a class what you see in Dodge City (eg. farmland, open-land, distance from other small communities, bodies of water, landmarks) and what you see in Overland Park (eg. populated with homes, businesses, highways/roads)
	Using Google Earth in small groups students will explore additional cities/towns in Kansas (eg. Wichita, Sharon Springs, Topeka, Manhattan, Lawrence, Atchison, Chanute, Atwood, Elkhart, Junction City, Salina). These cities can be found in ReadKansas! Card P15 – <i>I Live in Kansas</i> (www.kshs.org) and can be used as an additional resource for students to use along with Google Earth.
	Students post their cities on a large Kansas Map in the classroom. Students will compare their city to Dodge City and Overland Park from the original observations from day 1. Use ReadKansas Card I-2 <i>Kansas Land</i> to explain the division of Kansas into Eastern and Western Region and the elevation from West to East. (Activity for ReadKansas is the evaluate component of this lesson.)
	Create a postcard for eastern or western Kansas. Draw picture on the front and write a caption on the back.
	ReadKansas! Card I-2 <i>Kansas Land</i> (Day 2 in ReadKansas! Lesson Plans) Geography and Text Feature Activity



Grade: 4th

Unit: 6: My State: Kansas






Lesson Title: Political Leaders in Kansas

Essential Question: Who are the political leaders in Kansas and how can they influence the lives of citizens who live there?

The student will investigate specific rights and responsibilities of individuals and connect those rights and responsibilities with contemporary issues (2.3)

Learning Targets: I can name the political leaders of Kansas and how they help the citizens.

Materials Needed: White printer paper (1 per student)

Instructional Framework	Instructional Activity
	<p>Make a class KWL chart on the Kansas Government. Fill out the K and W parts as a class.</p>
	<p>Create a 3 fold brochure. Title the top of the first fold. "Executive branch". Show this website. http://www.whyzz.com/what-does-a-governor-do Discuss finding from the site and write down information about the executive branch on that fold. Label the middle fold "legislative branch" and the third fold "judicial branch". Go to this website to find information on these branches. Copy down information you discussed on these folds. https://www.whitehouse.gov/1600/state-and-local-government Another resource would be the SS book page 121</p>
	<p>Possible activity could be a having students create a bill and take it through the legislative process. They can take on rolls as governor and state legislatures.</p>
	
	<p>Fill out the L section of the KWL Chart</p>



Grade: 4th

Unit: 6: My State: Kansas






Lesson Title: Political Leaders in Kansas

Essential Question: Who are the political leaders in Kansas and how can they influence the lives of citizens who live there?

The student will investigate specific rights and responsibilities of individuals and connect those rights and responsibilities with contemporary issues (2.3)

Learning Targets: I can name the political leaders of Kansas and how they help the citizens.

Materials Needed: Computer (One per group)

Instructional Framework	Instructional Activity
	Lead a class discussion asking the question, “Who are our leaders in the state of Kansas?” Focus on specific names and offices. If the students don’t know, explain finding this information is what this lesson is about.
	Groups will be given time to explore https://www.kansas.gov/government . Then, lead the conversation to focus on our specific representatives in Johnson County. Students need to focus on who they are, what they do, and why it is important.
	Groups will create a Prezi or Powerpoint presentation to show the class what they have learned.
	While groups are presenting the teacher will create a “class” prezi or PowerPoint that contains the common information in these presentations. Then, lead the conversation to focus on why these people and what they do are important to our daily lives.
	Evaluation will be focused on the information in the presentations.